

U.S. Nonimmigrant Admissions: 2020

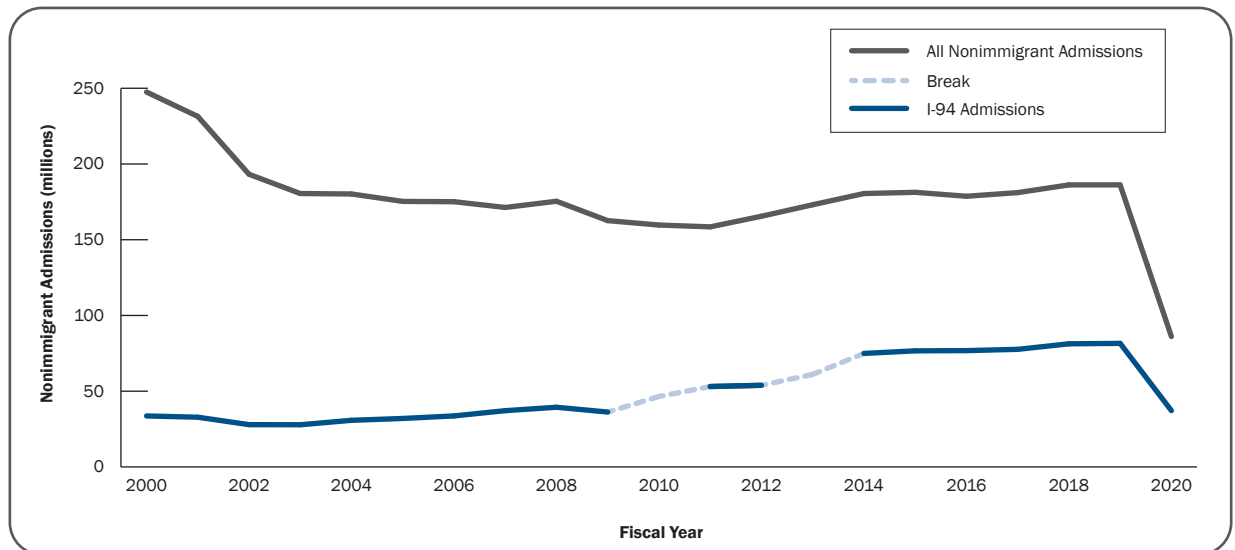
SCOTT MEEKS

Nonimmigrants are foreign nationals granted temporary admission to the United States. The major purposes for which nonimmigrant admissions are authorized include temporary visits for business or pleasure, academic or vocational study, temporary employment, and to act as a representative of a foreign government or international organization. The U.S. Department of Homeland Security (DHS) collects information regarding nonimmigrant admissions at ports of entry (POEs) and from DHS Form I-94/I-94W arrival records. The 2020 *U.S. Nonimmigrant Admissions Annual Flow Report*, authored by the DHS Office of Immigration Statistics (OIS), presents workload information on total nonimmigrant admissions and detailed data gathered from Form I-94/I-94W arrival records on the number and characteristics of nonimmigrant admissions to the United States in Fiscal Year 2020.^{1,2}

SUMMARY

In 2020, DHS granted about 86 million nonimmigrant admissions to the United States, according to DHS workload estimates (Figure 1).³ These admissions included over 37 million nonimmigrants who were issued Form I-94/I-94W—the primary focus of this report.⁴ Nonimmigrant admissions in 2020 were down 54 percent from 2019 (Figure 2) and down 51 percent from the average over the last 10 years—a period that experienced an average annual growth of 1.7 percent over that time. The abnormally low number of nonimmigrants in 2020 reflects policy and behavioral changes resulting from the global pandemic. About 89 percent of I-94/I-94W admissions were

Figure 1.
Nonimmigrant Admissions: Fiscal Years 2000 to 2020



Notes: There are two major breaks in the I-94 data. Beginning in 2010, changes in the recording of admissions at the land ports increased I-94 admission counts. Beginning in 2013, I-94 automation at air and seaports increased the number of admissions recorded in the I-94 data.
Source: DHS Office of Immigration Statistics.

¹ In this report, years refer to fiscal years, which run from October 1 to September 30.

² Additional context may be found in the 2020 Yearbook of Immigration Statistics, available at <https://www.dhs.gov/immigration-statistics/yearbook/2020>, and other OIS reports.

³ DHS, U.S. Customs and Border Protection (CBP), Operations Management Reporting, FY 2020

⁴ The I-94/I-94W data do not describe all nonimmigrant admissions because certain visitors are not required to fill out the I-94 form, including a large share of Mexican and Canadian business and tourist travelers, as discussed elsewhere in this report. Current DHS data systems limit this report to describing the I-94/I-94W populations, but OIS is working to describe characteristics of all nonimmigrant admissions in future reports.

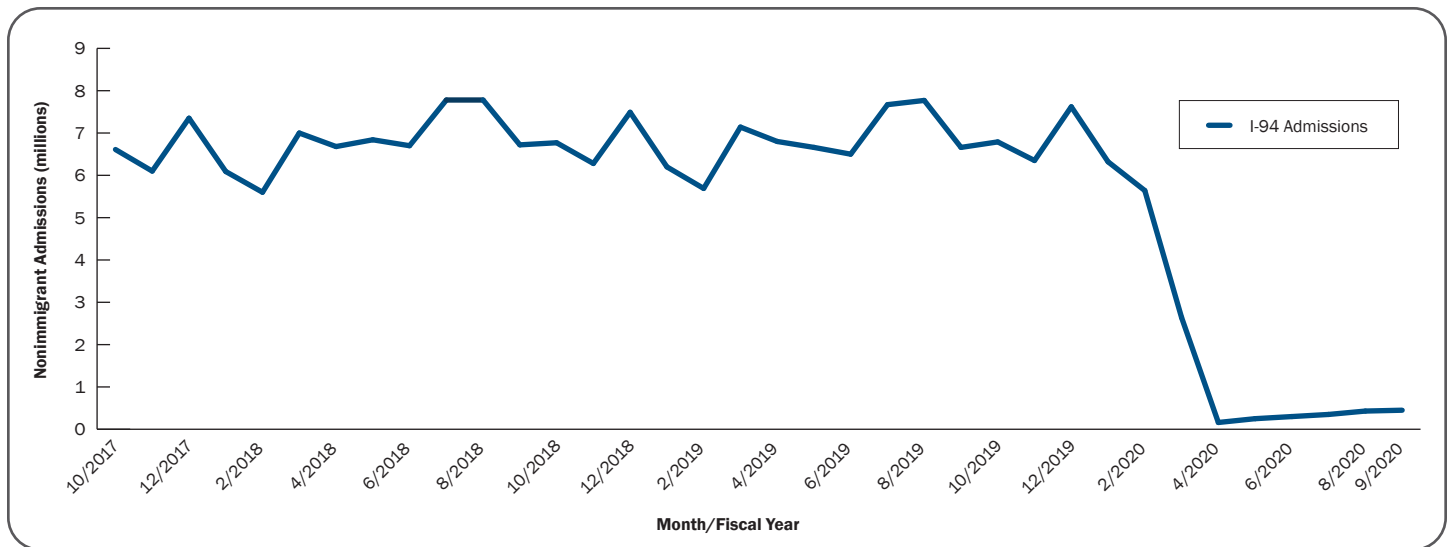


Homeland Security

Office of Immigration Statistics
OFFICE OF STRATEGY, POLICY, AND PLANS

Figure 2.

I-94/I-94W Nonimmigrant Admissions: Fiscal Years 2018 to 2020



Source: DHS Office of Immigration Statistics

temporary visitors for business and pleasure, 6.9 percent were temporary workers and their families, and 2.5 percent were students and their families (Table 1). The five leading countries of citizenship for I-94/I-94W admissions were Mexico (30 percent), Canada (18 percent), the United Kingdom (5.8 percent), Japan (4.7 percent), and South Korea (3.0 percent). These countries were also the leading countries of citizenship in 2019 except for South Korea, which replaced the People’s Republic of China.

NONIMMIGRANT DEFINITION, PROCESS, AND REQUIREMENTS

Defining “Nonimmigrant”

Nonimmigrants are foreign nationals admitted temporarily to the United States mostly within classes of admission defined in section 101(a)(15) of the Immigration and Nationality Act (INA).⁵ Examples of nonimmigrant classes of admission include temporary visitors for pleasure and for business, temporary workers, academic and vocational students, treaty traders and investors, foreign nationals in transit, exchange visitors, foreign government officials, athletes and entertainers, and victims of certain crimes. Unlike individuals granted lawful permanent residence (LPR), or “green card” status, nonimmigrants are authorized to enter the country for specific purposes and limited periods of time. Nonimmigrants’ duration of stay and the scope of their lawful activities, such as employment, travel, and accompaniment by dependents, are governed by their respective classes of admission.

⁵ Three nonimmigrant classes are authorized in sections other than INA § 101(a)(15). They include: (1) North American Free Trade Agreement (NAFTA) nonimmigrants; (2) Nationals of the Freely Associated States admitted under the Compacts of Free Association between the United States and the Republic of the Marshall Islands, the Federated States of Micronesia, and Palau; and (3) The Agreement between the Government of the United States of America and the Government of the Union of Soviet Socialist Republics Concerning Mutual Visits by Inhabitants of the Bering Straits Region.

I-94 Nonimmigrants

The remainder of this report focuses exclusively on nonimmigrants who fill out paper and electronic Forms I-94/ I-94W, which CBP collects from most classes of nonimmigrants arriving in the United States. Information collected from these I-94 records includes arrival and departure dates, POE, class of admission, country of citizenship, state of destination, age, and sex. The I-94 data do not describe all nonimmigrant admissions because certain visitors are not required to fill out the I-94 form—including most of short-term visitors from Mexico and Canada. Specific information regarding the I-94 form is located at the end of this report.

Nonimmigrant Admissions vs. Estimated Nonimmigrant Individuals vs. Nonimmigrant Visas Issued

This report covers admission events in 2020, not the number of individuals who entered the United States, nor the number of visas issued. Many nonimmigrants are admitted to the United States more than once in a year, and each entry is recorded separately and issued a new I-94/I-94W document at arrival. As a result, the count of admission events exceeds the number of individuals arriving. For more information, see OIS Fact Sheet, *Nonimmigrant Admissions and Estimated Nonimmigrant Individuals: 2016*.⁶ Admission numbers also differ from the number of nonimmigrant visas issued by the U.S. Department of State (DOS) for the following reasons: (1) a citizen from a country participating in the U.S. Visa Waiver Program (VWP) may travel to the United States without a visa; (2) a visa recipient may be admitted to the United States more than once on each visa, as is the case with many nonimmigrants; and, (3) a visa recipient may decide not to travel to the United States or decide to travel during the following fiscal year (subject to the validity of the visa).

⁶ Available at <https://www.dhs.gov/immigration-statistics/factsheets>.

Table 1.

Nonimmigrant Admissions (I-94/I-94W only) by Class of Admission: Fiscal Years 2018 to 2020

Class of admission	2018		2019		2020	
	Number	Percent	Number	Percent	Number	Percent
Total	81,279,692	100.0	81,563,139	100.0	37,176,105	100.0
Temporary workers and families	3,919,567	4.8	4,106,324	5.0	2,572,815	6.9
Temporary workers and trainees	2,378,940	2.9	2,558,973	3.1	1,791,758	4.8
CNMI-only transitional workers (CW1)	4,743	-	4,381	-	984	-
Workers in specialty occupations (H1B)	570,368	0.7	601,594	0.7	368,440	1.0
Chile and Singapore Free Trade Agreement aliens (H1B1)	581	-	836	-	631	-
Registered nurses participating in the Nursing Relief for Disadvantaged Areas (H1C)	66	-	21	-	11	-
Agricultural workers (H2A)	298,228	0.4	442,822	0.5	510,343	1.4
Nonagricultural workers and returning H2B workers (H2B, H2R)	120,360	0.1	129,126	0.2	86,739	0.2
Trainees (H3)	2,334	-	2,141	-	820	-
Workers with extraordinary ability or achievement and their assistants (O1, O2)	154,405	0.2	163,342	0.2	79,089	0.2
Internationally recognized athletes or entertainers (P1)	105,856	0.1	101,878	0.1	54,816	0.1
Artists or entertainers in reciprocal exchange or culturally unique programs (P2, P3)	30,658	-	31,586	-	13,337	-
Workers in international cultural exchange programs (Q1)	3,443	-	3,414	-	1,555	-
Workers in religious occupations (R1)	14,672	-	14,817	-	7,015	-
North American Free Trade Agreement (NAFTA) professional workers (TN)	731,496	0.9	725,929	0.9	485,948	1.3
Spouses and children of temporary workers and trainees (CW2, H4, O3, P4, R2, TD)	341,730	0.4	337,086	0.4	182,030	0.5
Intracompany transferees	993,288	1.2	987,834	1.2	470,641	1.3
Intracompany transferees (L1)	703,102	0.9	698,794	0.9	336,676	0.9
Spouses and children of intracompany transferees (L2)	290,186	0.4	289,040	0.4	133,965	0.4
Treaty traders and investors and spouses and children (E1 to E3)	503,199	0.6	515,672	0.6	291,588	0.8
Representatives of foreign media and spouses and children (I1)	44,140	0.1	43,845	0.1	18,828	0.1
Students	1,957,852	2.4	1,907,176	2.3	918,442	2.5
Academic students (F1)	1,862,828	2.3	1,817,724	2.2	876,157	2.4
Vocational students (M1)	18,838	-	18,385	-	9,454	-
Spouses and children of academic and vocational students (F2, M2)	-	0.1	71,067	0.1	32,831	0.1
Exchange visitors	611,373	0.8	620,479	0.8	226,474	0.6
Exchange visitors (J1)	537,705	0.7	548,717	0.7	195,459	0.5
Spouses and children of exchange visitors (J2)	73,668	0.1	71,762	0.1	31,015	0.1
Diplomats and other representatives	457,599	0.6	454,494	0.6	218,895	0.6
Ambassadors, public ministers, career diplomats, consular officers, other foreign government officials and their spouses, children, and attendants (A1 to A3)	229,562	0.3	222,077	0.3	106,451	0.3
Representatives to international organizations and their spouses, children, and attendants (G1 to G5)	174,272	0.2	177,000	0.2	82,939	0.2
North Atlantic Treaty Organization (NATO) officials, spouses, and children (N1 to N7)	53,765	0.1	55,417	0.1	29,505	0.1
Temporary visitors for pleasure	64,819,854	79.7	64,864,687	79.5	28,731,613	77.3
Temporary visitors for pleasure (B2)	44,054,664	54.2	43,968,625	53.9	20,175,009	54.3
Visa Waiver Program - temporary visitors for pleasure (WT)	19,591,879	24.1	19,745,020	24.2	7,991,484	21.5
Guam-CNMI Visa Waiver Program - temporary visitors for pleasure to Guam or Northern Mariana Islands (GMT)	1,173,311	1.4	1,151,042	1.4	565,120	1.5
Temporary visitors for business	8,967,224	11.0	9,059,770	11.1	4,209,153	11.3
Temporary visitors for business (B1)	5,725,099	7.0	5,853,592	7.2	2,825,830	7.6
Visa Waiver Program - temporary visitors for business (WB)	3,239,672	4.0	3,203,078	3.9	1,381,838	3.7
Guam-CNMI Visa Waiver Program - temporary visitors for business to Guam or Northern Mariana Islands (GMB)	2,453	-	3,100	-	1,485	-
Transit aliens	453,723	0.6	462,914	0.6	252,201	0.7
Aliens in continuous and immediate transit through the United States (C1)	441,276	0.5	449,524	0.6	245,463	0.7
Aliens in transit to the United Nations (C2)	169	-	740	-	595	-
Foreign government officials, their spouses, children, and attendants in transit (C3)	12,278	-	12,650	-	6,143	-
Commuter Students	18,917	-	8,787	-	2,753	-
Canadian or Mexican national academic commuter students (F3)	18,917	-	8,787	-	2,753	-
Alien fiancé(e)s of U.S. citizens and children	29,077	-	39,554	-	22,708	0.1
Fiancé(e)s of U.S. citizens (K1)	25,072	-	34,581	-	19,957	0.1
Children of K1 (K2)	4,005	-	4,973	-	2,751	-
Alien spouses of U.S. citizens and children, immigrant visa pending	63	-	34	-	16	-
Spouses of U.S. citizens, visa pending (K3)	47	-	25	-	9	-
Children of U.S. citizens, visa pending (K4)	16	-	9	-	7	-
Alien spouses of U.S. permanent residents and children, immigrant visa pending	459	-	107	-	6	-
Spouses of permanent residents, visa pending (V1)	224	-	35	-	D	-
Children of permanent residents, visa pending (V2)	226	-	65	-	D	-
Dependents of V1 or V2, visa pending (V3)	9	-	7	-	-	-
Other	59	-	75	-	31	-
Unknown	43,925	0.1	38,738	-	20,998	0.1

D Data withheld to limit disclosure.

- Represents zero or rounds to 0.0.

Source: DHS Office of Immigration Statistics.

Process

Nonimmigrants traveling to the United States can apply for a visa through U.S. embassies or consulates, or they may apply under the VWP if they are a citizen of one of the 39 countries participating in that program.⁷ When arriving in the United States, nonimmigrants must show valid travel documents as part of the entry process. CBP officers at POEs conduct arrival inspections and determine who may enter using the same criteria for all foreign nationals visiting the United States.

Eligibility

To qualify for admission in a nonimmigrant status, a foreign national generally must:

1. establish that the visit will be temporary;
2. agree to depart at the end of the authorized stay;
3. possess a valid passport;
4. maintain a foreign residence (in most cases);
5. be admissible to the United States or have been granted a waiver for any grounds of inadmissibility; and
6. agree to abide by the terms and conditions of admission.

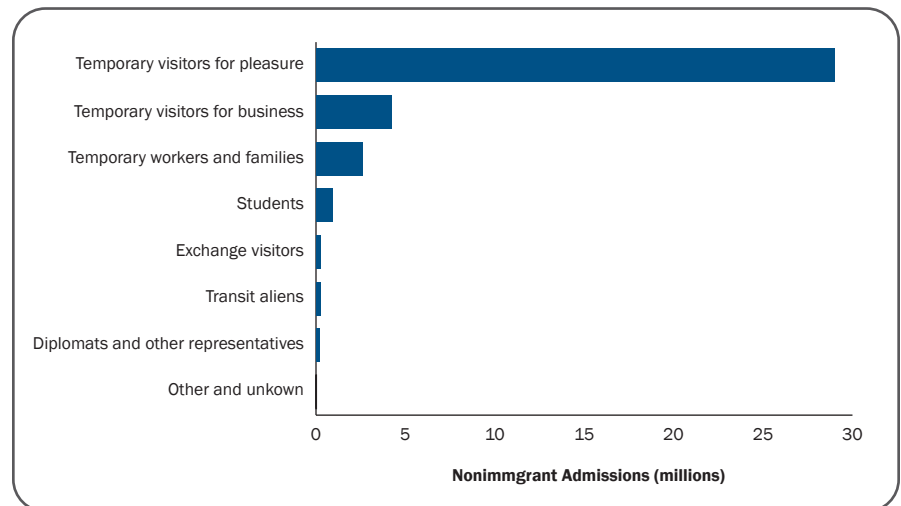
In general, nonimmigrants must acquire a visa or other form of authorization abroad prior to traveling to the United States, with the specific requirements determined by a foreign national's country of citizenship⁸ and the conditions of their visit, as discussed below. Yet possession of a valid travel document does not guarantee admission. Rather, CBP officers at POEs make the final determination whether a nonimmigrant may enter the United States and the authorized duration of stay.

Document Requirements

Most classes of nonimmigrants are required to obtain a visa to enter the United States. In these cases, foreign nationals must fill out a Form DS-160, *Online Nonimmigrant Visa Application*, or a Form DS-156, *Nonimmigrant Visa Application*. In addition, applicants aged 14 to 79 years

Figure 3.

Nonimmigrant Admissions (I-94 only) by Class of Admission: Fiscal Year 2020



Source: DHS Office of Immigration Statistics

generally are required to visit a U.S. embassy or consulate and be interviewed by a consular official.

U.S. Visa Waiver Program. The VWP, administered by DHS in consultation with DOS, permits nationals of designated countries to travel to the United States as tourists or business travelers without a visa for periods not to exceed 90 days. Qualified nationals of VWP countries must be admissible to the United States and not have violated the terms of any previous admission under the VWP, possess a valid machine-readable passport, travel on an approved carrier and possess a round trip ticket if arriving by air or sea, and obtain travel authorization through the Electronic System for Travel Authorization (ESTA). VWP travelers also waive their right to contest an immigration officer's determination of admissibility and their right to contest removal, other than on the basis of an application for asylum. Nationals of VWP countries traveling to the United States for a purpose other than tourism or business or whose stay will exceed 90 days must obtain a visa.⁹

Mexican Tourist and Business Admissions. Mexican citizens residing in Mexico who meet the requirements for a B1/B2 visa (temporary visitor for business or pleasure), who have a valid Mexican passport, and who demonstrate that they will return to Mexico upon completion of their stay may be eligible for a Border Crossing Card (BCC) or "laser visa." The BCC is a machine-readable card that is valid for 10 years and contains fingerprint and other biometric data.¹⁰ Stand-alone BCC cards authorize travel for up to 30 days within the U.S.-Mexico border region,¹¹ or BCCs may be used in combination with a Mexican passport as a regular B1/B2 visa for admission for up to 180 days anywhere in the United States. Mexican nationals also may apply for regular B1/B2 visas, which are affixed to their passports. Most Mexican nationals remaining in the border zone are not required to fill out I-94 forms and are excluded from this report's data tables, as described in detail below.

Canadian Tourist and Business Admissions. Temporary Canadian visitors for business or pleasure to the United States are required to possess a valid Canadian passport or other Western Hemisphere Travel Initiative-approved form of identification but

⁷ A full list of VWP countries and requirements is available at <https://www.dhs.gov/visa-waiver-program-requirements>.

⁸ Presidential Proclamation 9645, issued on September 24, 2017 and upheld by the Supreme Court on June 26, 2019, limited the types of nonimmigrant visas that may be issued to nationals of Chad, Iran, Libya, North Korea, Syria, Venezuela, and Yemen. Restrictions on Chad were lifted on April 10, 2019. See <https://travel.state.gov/content/travel/en/us-visas/visa-information-resources/presidential-proclamation-archive/presidential-proclamation9645.html>.

⁹ See <https://www.dhs.gov/visa-waiver-program> for additional details on the VWP.

¹⁰ Mexican children under 15 years pay a reduced fee for a BCC. BCCs issued for the reduced fee expire on the child's 15th birthday unless the full fee is paid, in which case the child receives a BCC valid for the full 10 years. Visit <https://travel.state.gov/content/travel/en/us-visas/tourism-visit/border-crossing-card.html> for additional information on BCCs.

¹¹ The current BCC border zone is within 25 miles of the border in California and Texas, within 55 miles of the border in New Mexico, and within 75 miles of the border in Arizona.

generally are not required to obtain a visa or apply for travel authorization through ESTA or to fill out I-94 forms. They are excluded from this report's data tables.

TRENDS AND CHARACTERISTICS OF I-94/I-94W NONIMMIGRANT ADMISSIONS

Nonimmigrant Admissions during the COVID pandemic

Noncitizen flows in 2020 were not representative of typical trends, due to the COVID-19 pandemic. The pandemic impacted both foreign nationals living within the United States and prospective travelers to the United States, creating difficulties such as travel restrictions and processing shutdowns, and revealing status-specific vulnerabilities in terms of health care. The 2016-2020 period also saw numerous policy changes on immigration, including major changes to enforcement. Due to the tumultuous nature of 2020, it is difficult to trace shifting immigration flows to a single factor; rather, it is important to note that many factors together contributed to a very atypical year for noncitizen flows (Figure 2).

Class of Admission¹²

DHS granted more than 37 million I-94/I-94W nonimmigrant admissions in 2020, a 54 percent decrease from 2019 and down 52 percent from the average over the last 6 years—a period that experienced an average annual growth of 1.7 percent over that

¹² For more information and definitions of the various classes of admission mentioned in this report, please visit: <https://travel.state.gov/content/travel/en/us-visas/visa-information-resources/all-visa-categories.html>.

time (Table 1 and Figure 3).^{13,14} The largest major class of admission in 2020 remained temporary visitors for pleasure (tourists), which represented roughly 77 percent of I-94/I-94W admissions. Tourists include entrants under the Tourist Visitor Visa (B2), the Visa Waiver Program (WT), and the Guam-CNMI Visa Waiver Program (GMT). B2 visas accounted for 54 percent of total admissions, and the Visa Waiver Program for another 22 percent.

Eleven percent of I-94/I-94W nonimmigrant admissions in 2020 were in the temporary visitors for business category, unchanged from 2019. Business visitors include entrants under the Business Visitor Visa (B1), the Visa Waiver Program (WB), and the Guam-CNMI Visa Waiver Program (GMB).

Almost 7 percent of admissions consisted of temporary workers and their families. Leading classes of admission among temporary worker visas were H2A temporary agricultural workers, TN (NAFTA) professional workers,¹⁵ H1B temporary workers in specialty occupations, and L1 intracompany transferees.¹⁶ Students and their families (F1, M1, F2, and M2 visas) represented 2.5 percent of I-94 admissions, proportionally consistent with 2019.

Country of Citizenship

The top five leading countries of citizenship for I-94/I-94W nonimmigrant admissions to the United States in 2020 were Mexico,

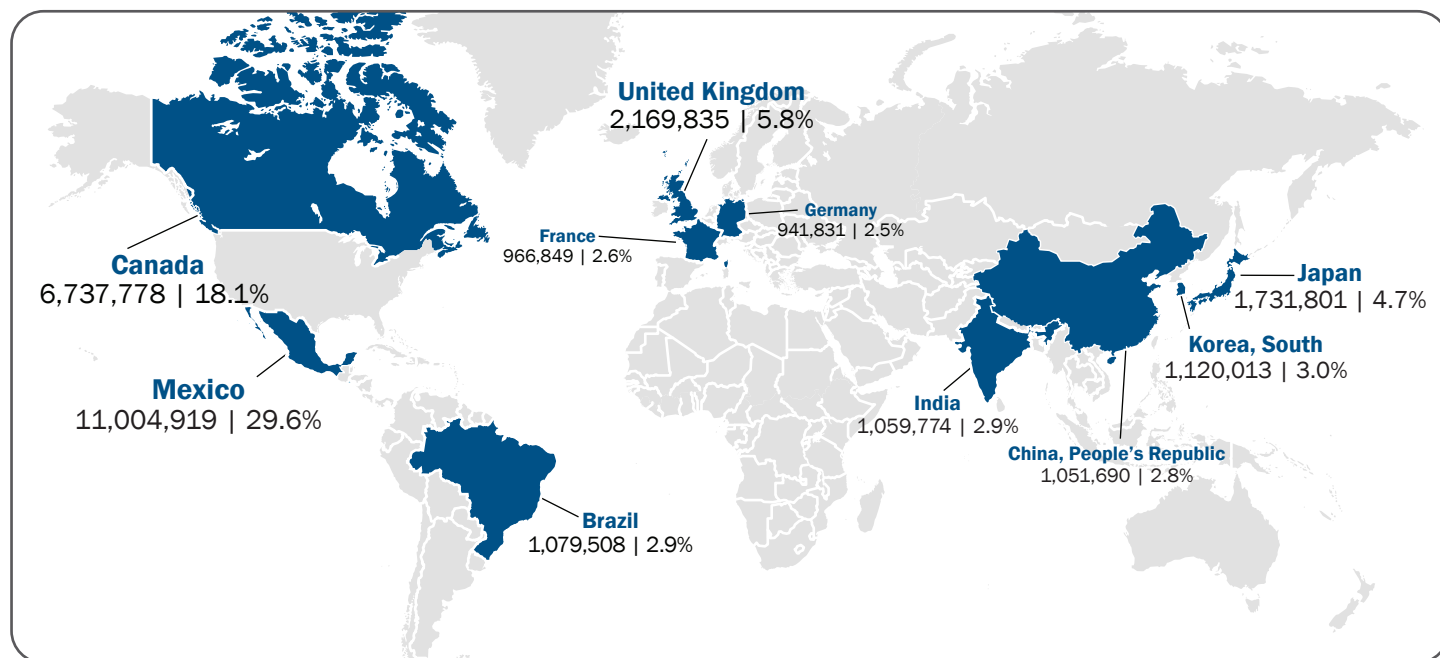
¹³ Beginning in 2013, automation of Form I-94 collection caused a significant increase in I-94 counts, making trends prior to 2014 not comparable to those after.

¹⁴ For additional data on admissions, please see the 2020 Yearbook of Immigration Statistics at <https://www.dhs.gov/immigration-statistics/yearbook/2020>. A full list of the classes of admission is also available at <https://www.dhs.gov/immigration-statistics/nonimmigrant/NonimmigrantCOA>.

¹⁵ TN class of admission allows qualified Canadian and Mexican citizens temporary entry into the United States for business activities at a professional level. These include, for example, accountants, engineers, lawyers, pharmacists, scientists, and teachers.

¹⁶ Intra-company transferees include executive, managerial, and specialized personnel entering to continue employment with an office of the same employer, its parent, branch, subsidiary, or affiliate thereof.

Figure 4.
Nonimmigrant Admissions (I-94 only) by Country of Citizenship: Fiscal Year 2020



Source: DHS Office of Immigration Statistics.

Canada, the United Kingdom, Japan, and South Korea, totaling nearly 23 million or 61 percent of the overall total (Figure 4). In 2019, these same five countries accounted for 47 million nonimmigrant admissions or 58 percent of the total. Overall, Mexicans and Canadians accounted for 18 million or 48 percent of the total I-94/I-94W admissions in 2020. Admissions from VWP countries totaled more than 11 million or 31 percent of the total.

Ports of Entry

The ten largest POEs accounted for nearly 17 million I-94/I-94W nonimmigrant admissions, less than 46 percent of the overall total in 2020 (Figure 5). Thirty-two percent of nonimmigrants were admitted through the top five POEs: New York (3.1 million), Miami (2.9 million), Toronto¹⁷ (2.3 million), Los Angeles (2.2 million), and San Ysidro (1.4 million). Of the top ten POEs, San Francisco, CA and Newark, NJ saw the largest decreases in admissions compared to 2019, down 61 and 59 percent, respectively. Admissions in San Ysidro, CA experienced the smallest decrease in admissions from 2019, down 44 percent.

¹⁷ Nonimmigrants admitted to the United States through Toronto are admitted via the CBP preclearance program, through which CBP officers conduct the same immigration, customs, and agriculture inspections of international air passengers that are normally performed on arrival in the United States before passenger departures. Preclearance operations currently take place at 15 foreign airports in six different countries, including from Toronto and Vancouver in Canada.

Reported State of Destination¹⁸

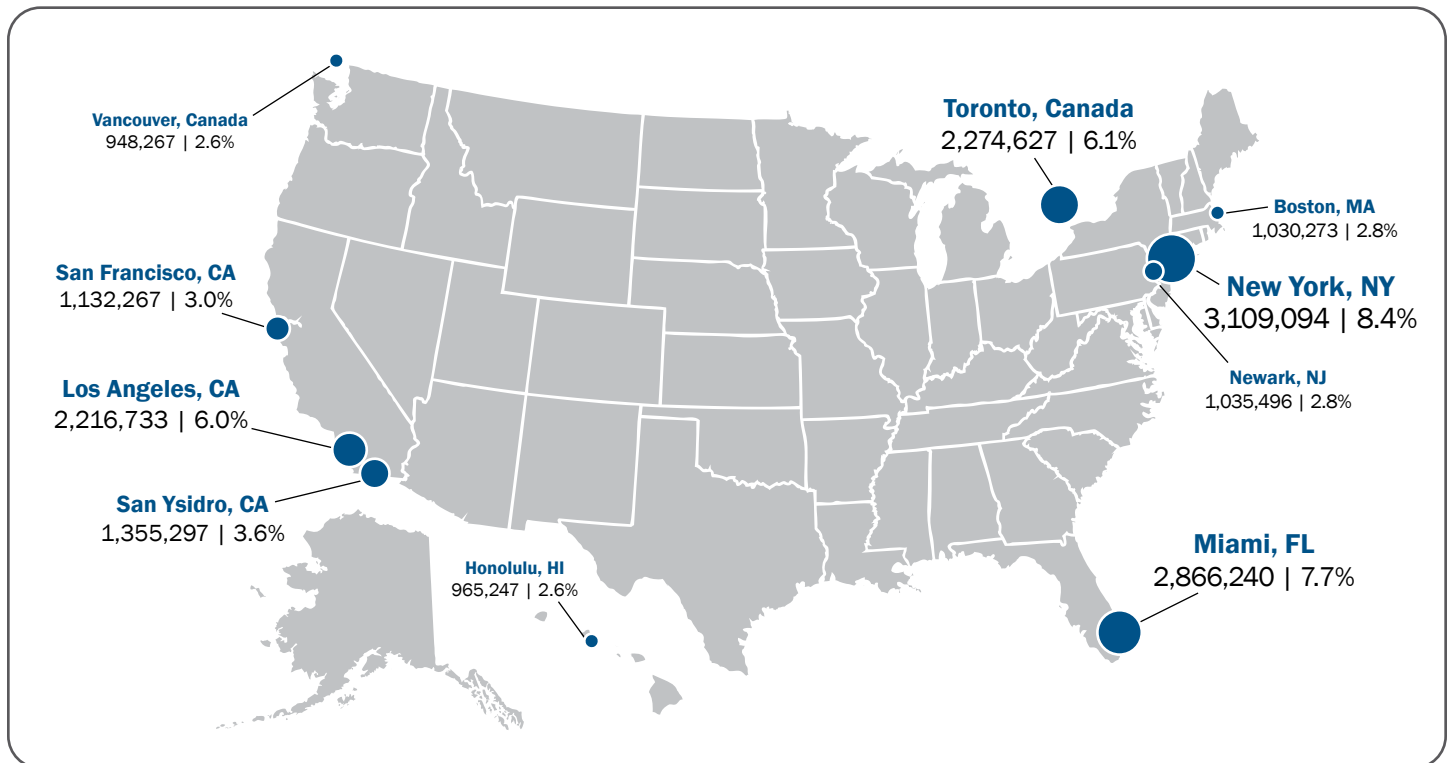
The most frequently reported states of destination for I-94/I-94W nonimmigrant admissions in 2020 were California (19 percent of the total), Florida (16 percent), Texas (13 percent), New York (10 percent), and Arizona (4.3 percent) (Figure 6). These five states were the recorded destinations for over 62 percent of the total or just over 23 million I-94/I-94W nonimmigrant admissions in 2020. In comparison, these states accounted for under 60 percent of the total or more than 48 million in 2019.

Age and Sex

In 2020, nearly 60 percent of I-94/I-94W admissions (22 million) were individuals between the ages of 25 to 54, a similar proportion as in 2019 (Figure 7). The number of nonimmigrant admissions of those aged under 18 years decreased to 3.5 million (9.4 percent) in 2020 from 8.7 million (10.4 percent) in 2019 (down 59 percent, the largest decrease of any age group). Over 47 percent of I-94/I-94W nonimmigrant admissions were female and nearly 53 percent were male.

¹⁸The state of destination reported by arriving nonimmigrants may not be their final destination for various reasons and also is not a required field on Form I-94/I-94W. Data in this section therefore should be interpreted with caution.

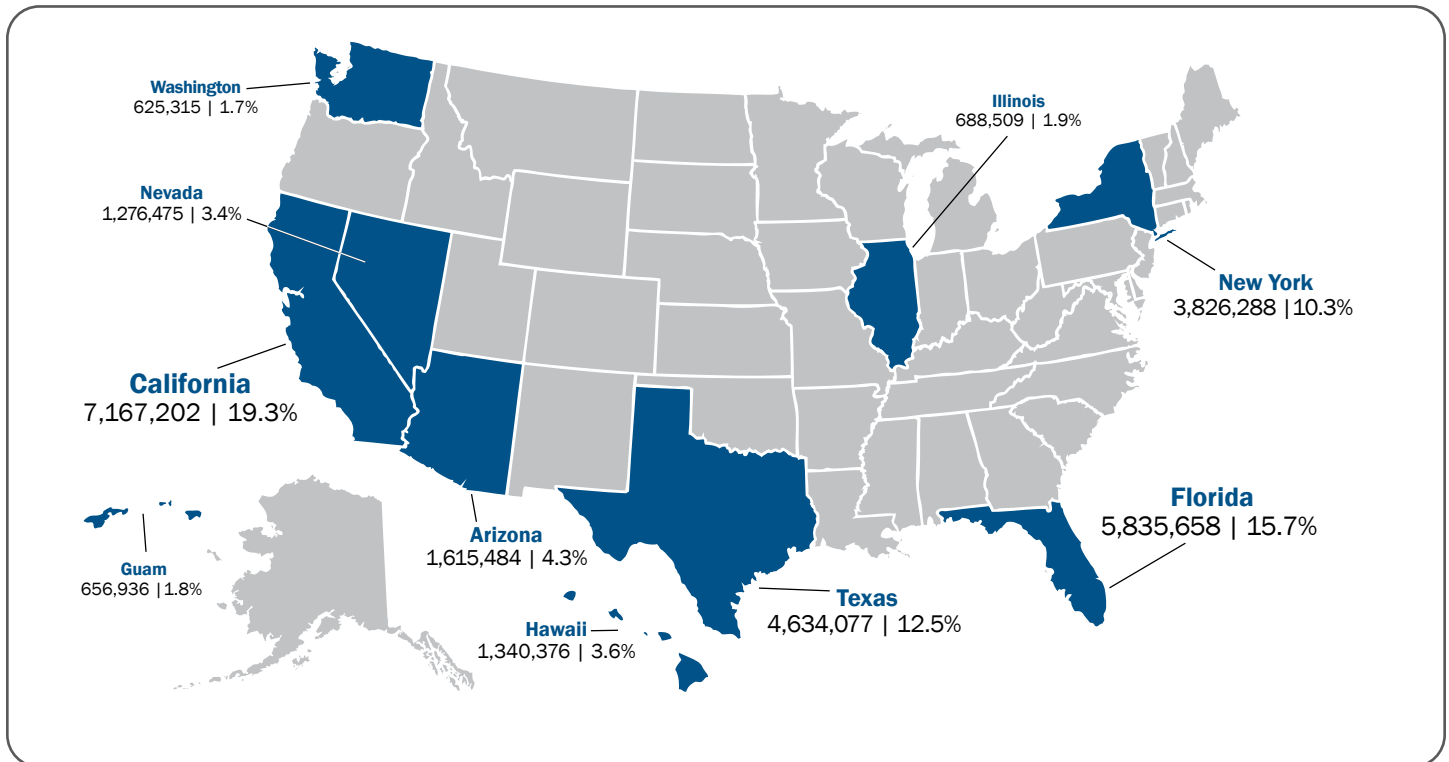
Figure 5.
Nonimmigrant Admissions (I-94 only) by Port of Entry: Fiscal Year 2020



Source: DHS Office of Immigration Statistics.

Figure 6.

Nonimmigrant Admissions (I-94 only) by State of Destination: Fiscal Year 2020



Source: DHS Office of Immigration Statistics.

THE I-94 FORM

Detailed nonimmigrant data in this report were obtained from CBP’s TECS database, which maintains I-94 information.

In general, Canadians traveling to the United States on B1 business or B2 tourist visas are not required to complete the I-94 form; Canadian nonimmigrants in all other visa classes are required to do so. Mexican tourists and business visitors traveling with a BCC or a Form I-872, *American Indian Card*, and remaining in the border zone generally are not required to complete an I-94, depending on the length of their visits.¹⁹ These exceptions are significant because Canadian and Mexican tourists and business visitors make up the vast majority of all nonimmigrant admissions.²⁰

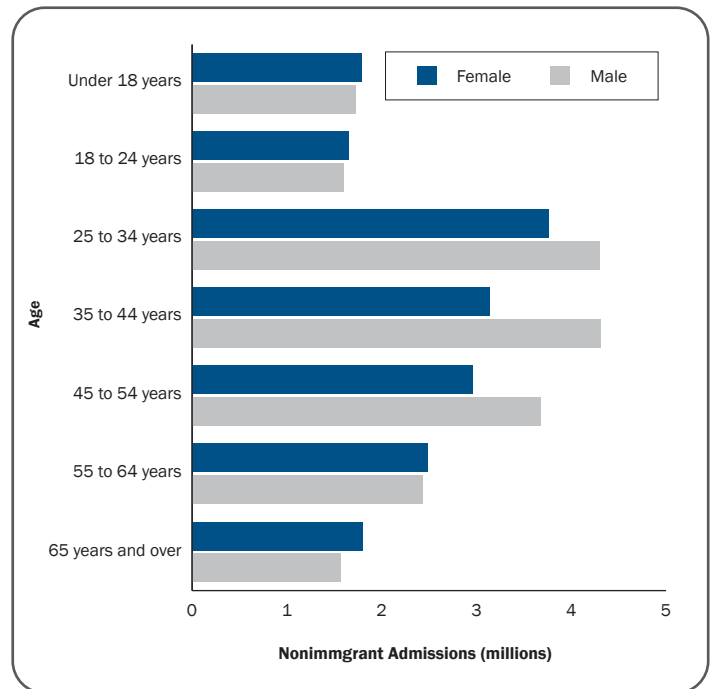
Readers should exercise caution when interpreting trends in I-94 admissions because I-94 policies and processing have changed in recent years. Between 2005 and March 2010, DHS completed updates to computer systems at vehicular lanes and pedestrian crossings along the Northern and Southwest Borders to record land admissions that previously were excluded from I-94 data systems. Consequently, the ratio of I-94 admissions to all

¹⁹ Mexicans with BCCs may remain in the border zone for up to 30 days without obtaining an I-94; Mexicans entering with a passport and visa or an I-872, *American Indian Card*, may remain in the border zone for up to 72 hours without obtaining an I-94. Mexicans traveling beyond the border zone, those who will remain beyond the time periods indicated above, and those who seek entry for purposes other than as a temporary visitor for business or pleasure are required to obtain and complete an I-94.

²⁰ In addition to the Mexican and Canadian exemptions from I-94 requirements, North Atlantic Treaty Organization (NATO) officials seeking N1-N5 nonimmigrant classification also are not required to submit an I-94 but may do so to document their admissions. Members of the foreign military generally are not issued an I-94 when entering the United States under military orders.

Figure 7.

Nonimmigrant Admissions (I-94 only) by Age and Sex: Fiscal Year 2020



Source: DHS Office of Immigration Statistics

nonimmigrant admissions in 2010 and 2011 exceeded those in previous years. Beginning in April 2013, CBP automated the I-94 process for nonimmigrants admitted at air and seaports. As part of this automation, CBP began generating electronic I-94s for short-term Canadian tourists and business travelers admitted at air and seaports who had previously been exempted from the form—a change resulting in additional increases in the I-94 data. (Canadian tourists and business travelers entering at land POEs are still largely excluded from the I-94 data.) CBP also implemented a new electronic ESTA system in 2009²¹ and a new I-94 data-collection system in 2013 through the Automated Passport Control (APC) and Global Entry trusted traveler programs. These updates have resulted in more complete recording of country of citizenship but less complete recording of country of residence, sex, and state of destination.

FOR MORE INFORMATION

Visit the OIS web page at <http://www.dhs.gov/immigration-statistics>.

²¹ See the ESTA Implementation Timeline at <https://www.cbp.gov/travel/international-visitors/frequently-asked-questions-about-visa-waiver-program-vwp-and-electronic-system-travel>.